

Scaled data based on original data using
LM-79-08 Approved Method: Electrical and Photometric Measurements of Solid-
State Lighting Products

Test Report Prepared for
Cooper Lighting Solutions
(formerly Eaton)

Brand: McGRAW-EDISON

Report Number: P200491

Luminaire Tested: **GPC-AF-01-LED-E1-T2-7060-600**

Issue Date: 3/3/2020

Test Information

Test Method: LM-79-08
Report Number: P200491
TEST IS SCALED FROM IESNA LM-79-08 TEST DATA (P24139)
Test Lab: INNOVATION CENTER P2
Issue Date: 3/3/2020
Manufacturer: COOPER LIGHTING SOLUTIONS (FORMERLY EATON)
Product Line: MCGRAW-EDISON
Catalog Number: GPC-AF-01-LED-E1-T2-7060-600
Description: GALLEON PEDESTRIAN LUMINAIRE
(1) 70 CRI, 5700K, 615mA LIGHTSQUARE WITH 16 LEDS EACH AND TYPE II OPTICS
Light Source: -
Ballast/Driver: ELECTRONIC DRIVER

Summary

Lumens per Lamp: N/A
Luminaire Lumens: 4110 lumens
Efficiency: N/A
Efficacy: 120.9 lumens/watt
Luminous Opening: Rectangular (W 0.5' x L: 0.5' x H: 0')
IES Classification: Type II - Medium - Full Cutoff
BUG Rating: B1 - U0 - G1

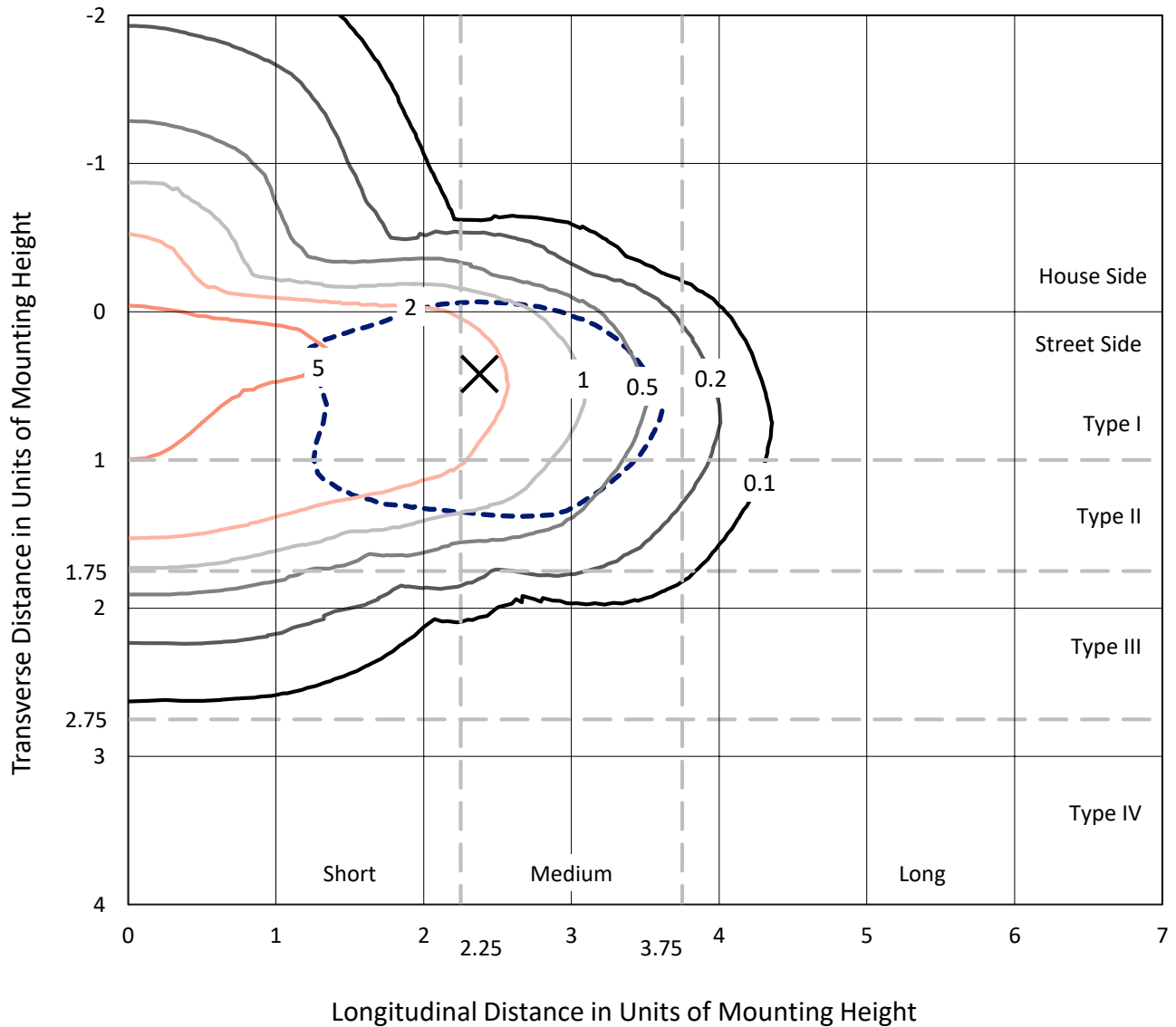
Input Watts (W): 34
Input Voltage (V): NR
Input Current (Ain): NR
Voltage Rise (V): NR
Power Factor: NR
Total Harmonic Distortion (THDi): NR
Frequency (hertz): 60
Stabilization Time: NR
Operation Time: NR
Ambient Temperature (°C): NR
Test Distance: 25 FT



REPORT NUMBER: P200491
 CATALOG NUMBER: GPC-AF-01-LED-E1-T2-7060-600

Iso-Footcandle Lines of Horizontal Illumination

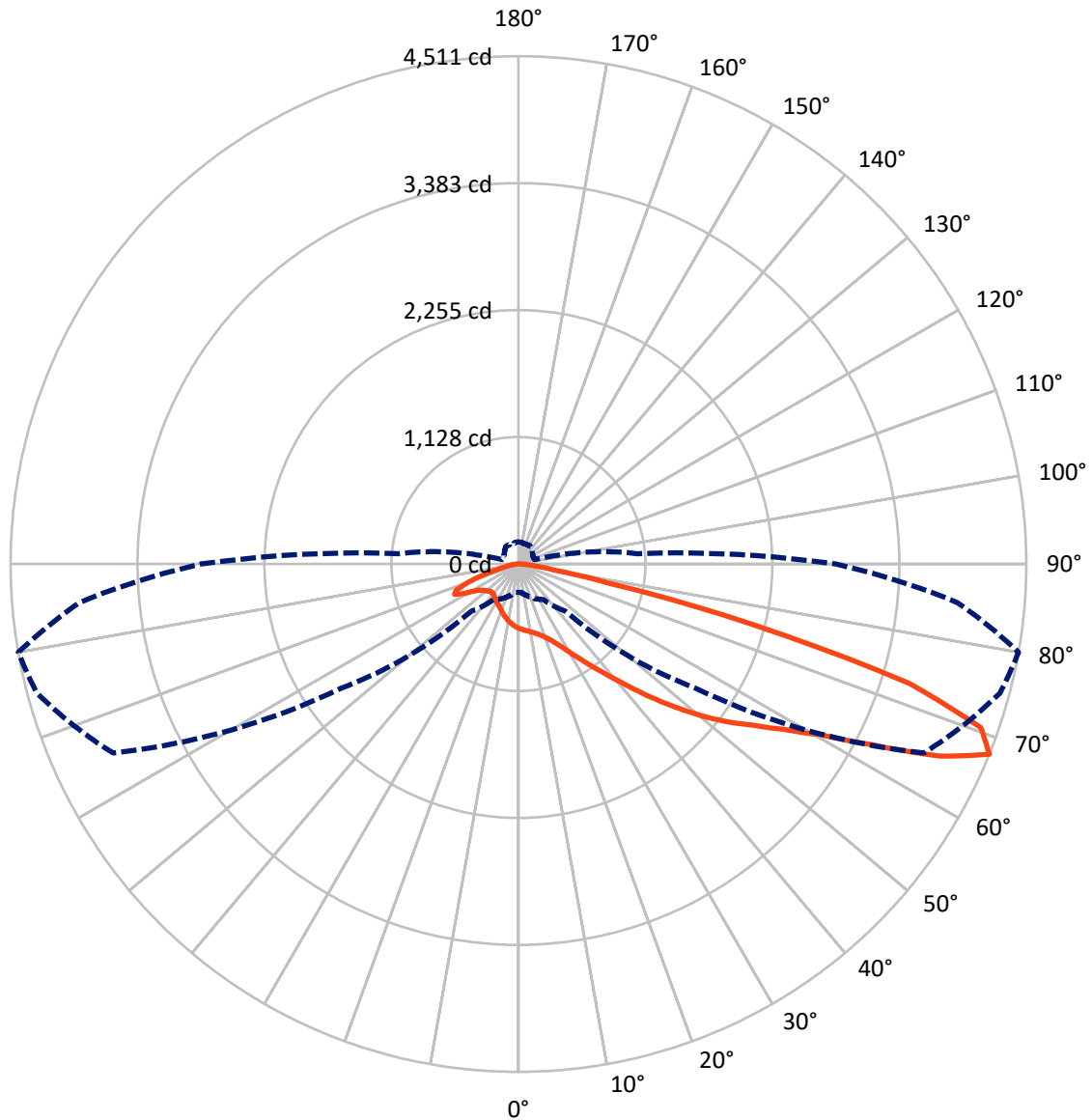
× Max cd
 - - - 1/2 Max cd



Based on 10 foot mounting height. Maximum calculated value = 6.9 fc
 Type II - Medium - Full Cutoff

REPORT NUMBER: P200491
CATALOG NUMBER: GPC-AF-01-LED-E1-T2-7060-600

Luminous Intensity Polar Plot



— Vertical Plane Through 80-Deg Lateral - - - Horizontal Cone Through 67.5-Deg Vertical

REPORT NUMBER: P200491

CATALOG NUMBER: GPC-AF-01-LED-E1-T2-7060-600

FLUX DISTRIBUTION:

		Downward	Upward	Total
House Side	Lumens	756.9	0.0	756.9
	% Fixture	18.4	0.0	18.4
Street Side	Lumens	3353.1	0.0	3353.1
	% Fixture	81.6	0.0	81.6
Total	Lumens	4110.0	0.0	4110.0
	% Fixture	100.0	0.0	100.0

Coefficient of Utilization

ZONAL LUMENS:

Zone	Lumens	% Fixture
0°-10°	52.7	1.3
10°-20°	151.7	3.7
20°-30°	251.2	6.1
30°-40°	410.8	10.0
40°-50°	663.3	16.1
50°-60°	957.6	23.3
60°-70°	1056.8	25.7
70°-80°	487.1	11.9
80°-90°	78.8	1.9
90°-100°	0.0	0.0
100°-110°	0.0	0.0
110°-120°	0.0	0.0
120°-130°	0.0	0.0
130°-140°	0.0	0.0
140°-150°	0.0	0.0
150°-160°	0.0	0.0
160°-170°	0.0	0.0
170°-180°	0.0	0.0
0°-90°	4110.0	100.0
0°-180°	4110.0	100.0



REPORT NUMBER: P200491

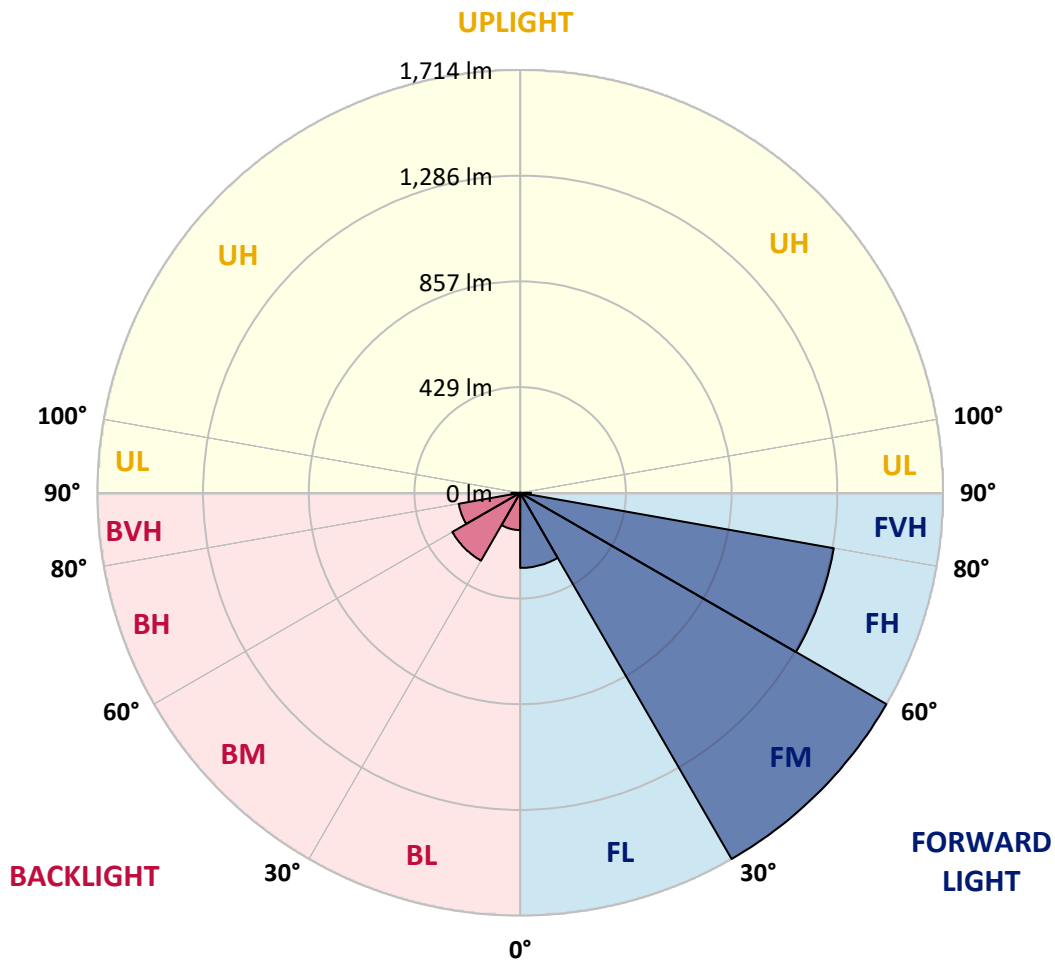
CATALOG NUMBER: GPC-AF-01-LED-E1-T2-7060-600

LUMINAIRE CLASSIFICATION SYSTEM LUMEN TABLE AND BUG RATING:

Zone	Lumens	% Fixture	Zone Rating/Lumen Limit		
			B	U	G
FL (0°-30°)	304.5	7.4			
FM (30°-60°)	1714.2	41.7			
FH (60°-80°)	1291.1	31.4			G1/1800
FVH (80°-90°)	43.3	1.1			G1/100
BL (0°-30°)	151.0	3.7	B1/500		
BM (30°-60°)	317.6	7.7	B1/1000		
BH (60°-80°)	252.9	6.2	B1/500		G1/500
BVH (80°-90°)	35.5	0.9			G1/100
UL (90°-100°)	0.0	0.0		U0/0	
UH (100°-180°)	0.0	0.0		U0/0	

BUG Rating: B1-U0-G1

Type II Medium





REPORT NUMBER: P200491
 CATALOG NUMBER: GPC-AF-01-LED-E1-T2-7060-600

CANDELA DISTRIBUTION (FULL):

	0°	5°	15°	25°	35°	45°	55°	65°	75°	80°	85°
0°	571.0	571.0	571.0	571.0	571.0	571.0	571.0	571.0	571.0	571.0	571.0
2.5°	624.6	621.0	621.6	620.6	617.5	612.3	606.6	596.3	585.6	579.9	575.4
5°	676.8	675.8	674.4	671.2	663.5	652.5	639.0	620.8	601.1	590.8	580.9
7.5°	715.9	715.3	713.4	711.4	703.9	690.8	670.3	644.4	615.9	601.8	586.4
10°	719.1	720.1	721.5	727.0	728.0	720.9	700.1	668.7	631.3	613.1	593.5
12.5°	691.6	693.8	699.3	713.2	728.0	736.7	726.0	694.2	649.3	627.2	602.4
15°	655.2	656.4	663.1	682.3	708.8	735.7	745.8	722.3	672.6	645.5	615.7
17.5°	639.6	640.2	644.9	657.6	682.3	720.7	756.9	752.9	701.1	668.1	632.1
20°	631.7	633.1	639.8	652.3	667.9	701.5	758.6	785.9	735.1	696.4	652.7
22.5°	654.2	653.6	656.0	662.3	675.4	695.6	757.4	819.9	778.4	732.9	679.7
25°	706.6	708.8	704.5	697.5	701.7	715.9	763.8	856.7	832.6	779.6	714.9
27.5°	781.2	779.0	772.7	756.1	747.4	753.5	785.3	896.4	900.0	841.1	761.4
30°	855.7	853.9	847.8	827.6	809.8	804.7	827.0	941.9	980.3	915.0	818.5
32.5°	933.0	931.0	925.3	905.1	883.6	871.9	886.2	994.5	1075.0	1003.2	885.6
35°	1028.3	1024.4	1012.5	984.4	963.3	954.2	960.9	1060.7	1184.3	1107.6	967.2
37.5°	1117.9	1123.8	1111.6	1072.8	1045.5	1042.2	1049.7	1141.4	1302.0	1224.3	1060.9
40°	1208.0	1209.0	1198.0	1166.3	1138.2	1132.9	1151.7	1239.3	1441.1	1364.0	1174.8
42.5°	1301.0	1303.1	1284.6	1255.3	1234.7	1235.7	1257.1	1354.0	1600.5	1528.5	1305.9
45°	1411.3	1414.3	1394.1	1355.7	1336.8	1374.7	1365.8	1482.7	1775.3	1715.4	1456.4
47.5°	1526.6	1531.3	1515.9	1479.9	1456.4	1508.4	1474.4	1625.4	1963.5	1915.9	1621.7
50°	1589.6	1596.2	1611.2	1608.6	1603.5	1594.8	1595.6	1778.4	2157.5	2124.8	1791.7
52.5°	1555.8	1555.6	1610.2	1676.6	1747.4	1752.7	1743.3	1939.6	2338.8	2328.9	1951.8
55°	1401.2	1411.7	1494.5	1623.0	1816.4	1937.2	1964.7	2124.3	2516.9	2528.4	2114.2
57.5°	1143.8	1152.5	1264.2	1443.3	1723.3	2046.9	2279.5	2392.9	2716.0	2769.8	2330.5
60°	775.8	786.3	904.7	1119.7	1472.8	1985.7	2579.2	2872.0	2954.3	3076.8	2634.0
62.5°	455.9	465.4	561.9	706.4	1037.0	1701.9	2710.7	3553.7	3332.9	3539.9	3097.0
65°	313.8	320.3	367.2	439.7	595.9	1146.2	2547.6	4024.3	3915.4	4113.7	3633.8
67.5°	252.5	251.7	288.9	338.3	383.6	591.0	1926.5	3971.1	4427.8	4510.5	3912.4
70°	208.0	207.2	232.5	273.4	306.5	332.8	1049.3	3351.1	4323.4	4356.9	3655.8
72.5°	174.0	174.8	191.0	221.4	251.5	250.7	461.1	2357.4	3401.1	3633.4	2914.3
75°	146.9	147.3	158.0	179.5	204.2	201.9	250.1	1277.2	1977.0	2138.7	1615.5
77.5°	125.0	125.4	132.3	144.3	161.9	161.1	182.5	551.8	824.7	814.6	552.6
80°	111.5	111.5	114.7	117.0	126.7	123.0	135.4	265.1	348.6	321.9	220.5
82.5°	87.4	87.8	107.6	106.8	99.8	95.1	95.1	156.2	184.7	170.8	129.1
85°	49.2	49.0	69.4	83.8	87.8	67.0	66.4	87.4	100.6	88.6	62.5
87.5°	21.0	21.4	32.2	37.2	49.8	41.7	41.1	45.1	51.2	44.3	28.9
90°	0.0	0.0	0.0	0.0	0.0	0.0	0.0	0.0	0.0	0.0	0.0



REPORT NUMBER: P200491
 CATALOG NUMBER: GPC-AF-01-LED-E1-T2-7060-600

CANDELA DISTRIBUTION (continued):

	90°	95°	105°	115°	125°	135°	145°	155°	165°	175°	180°
0°	571.0	571.0	571.0	571.0	571.0	571.0	571.0	571.0	571.0	571.0	571.0
2.5°	571.2	565.9	554.4	540.0	527.1	518.6	510.9	499.8	500.4	492.7	487.0
5°	570.8	559.9	533.2	501.4	470.8	448.8	432.2	417.2	413.6	406.5	402.2
7.5°	571.2	553.4	508.5	457.7	419.9	391.9	377.8	369.9	368.1	365.6	365.8
10°	572.6	547.5	481.4	416.8	377.2	358.7	355.3	357.7	360.6	361.4	361.6
12.5°	575.9	542.3	451.6	380.4	350.4	344.8	350.7	358.9	364.4	367.0	366.8
15°	583.1	538.2	423.1	351.9	335.7	338.7	349.6	361.4	369.3	372.9	373.1
17.5°	591.0	532.4	393.8	330.0	324.8	332.4	346.0	359.8	369.5	373.5	374.3
20°	601.3	525.1	363.0	313.6	314.4	323.1	335.9	349.6	360.4	363.8	365.4
22.5°	614.9	517.2	336.1	300.3	302.7	309.4	319.3	331.2	340.5	342.2	343.6
25°	633.1	508.7	314.6	288.1	289.1	293.0	299.7	306.7	313.2	311.4	312.8
27.5°	657.6	501.4	298.7	277.0	275.2	276.0	279.4	281.7	285.1	280.0	280.6
30°	686.3	493.5	286.3	267.3	262.2	260.8	261.6	262.8	265.5	258.6	257.6
32.5°	719.7	484.0	274.8	258.8	251.7	248.9	249.3	252.5	262.6	258.4	256.2
35°	758.6	473.3	262.6	249.5	244.6	240.6	240.2	250.3	280.4	277.8	275.8
37.5°	804.1	462.5	250.5	239.0	239.4	234.9	233.5	245.0	283.9	273.6	272.1
40°	862.0	456.9	240.2	227.8	232.9	232.3	229.5	235.3	261.2	242.4	240.0
42.5°	933.6	457.7	232.5	215.9	225.2	231.7	227.2	227.4	236.7	222.6	220.3
45°	1022.0	467.2	227.0	206.4	216.5	231.1	226.4	223.2	224.0	216.5	215.3
47.5°	1125.2	486.8	223.2	198.5	208.2	228.8	226.2	222.0	220.1	216.1	215.1
50°	1239.9	515.4	220.3	191.0	200.7	225.2	226.4	220.8	218.7	217.1	216.5
52.5°	1352.6	547.9	216.1	184.5	194.9	220.8	227.0	219.5	217.3	216.1	215.5
55°	1478.3	588.6	209.6	179.1	190.0	215.1	227.0	217.7	215.3	215.5	215.3
57.5°	1648.0	654.4	201.9	174.4	184.1	208.2	223.2	215.7	212.7	212.9	213.1
60°	1913.3	770.3	192.6	169.8	176.8	200.1	217.9	211.2	208.2	209.0	209.2
62.5°	2303.4	940.5	180.5	162.9	169.2	191.4	210.6	205.6	202.5	204.6	204.6
65°	2708.9	1090.6	165.5	154.2	161.1	181.9	201.5	198.5	195.5	200.1	199.9
67.5°	2818.0	1057.0	150.5	144.7	153.0	171.4	190.6	189.0	187.4	195.5	195.1
70°	2503.3	848.6	136.8	135.0	144.1	160.0	178.9	178.9	177.9	183.9	182.5
72.5°	1907.2	601.8	123.6	124.6	133.9	147.7	166.1	167.5	165.9	169.0	167.7
75°	1021.0	344.4	110.5	113.3	121.4	135.2	152.0	153.4	152.4	152.2	152.8
77.5°	339.3	168.3	96.7	101.2	108.3	122.2	137.2	139.4	137.0	136.6	136.4
80°	151.1	105.8	81.5	87.4	93.7	107.4	121.6	123.4	120.8	124.4	119.8
82.5°	97.1	69.6	65.4	71.8	77.9	92.7	106.0	106.4	104.0	120.8	103.0
85°	47.1	43.1	49.2	55.0	60.3	72.8	87.8	88.0	81.9	74.7	72.0
87.5°	23.5	25.1	32.8	38.0	40.7	50.0	63.9	62.7	60.1	54.6	50.4
90°	0.0	0.0	0.0	0.0	0.0	0.0	0.0	0.0	0.0	0.0	0.0

(END OF REPORT)